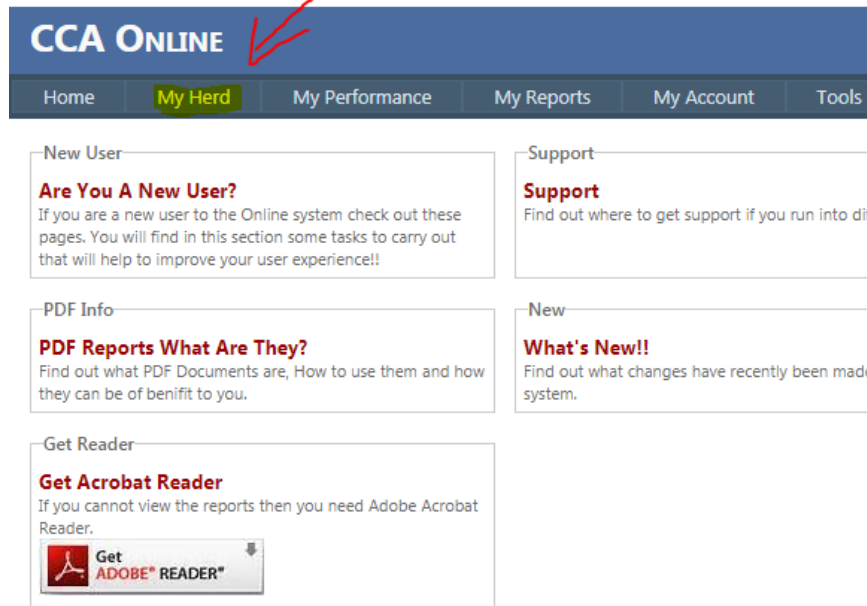


WHOLE HERD ENROLMENT

Login to your CCA online account: <http://bmimi.cgenregistry.ca/cca/onlinelogin.aspx>

Go to **MY HERD** and choose **MY INVENTORY**.



CCA ONLINE

Home **My Herd** My Performance My Reports My Account Tools


New User
Are You A New User?
If you are a new user to the Online system check out these pages. You will find in this section some tasks to carry out that will help to improve your user experience!!

Support
Support
Find out where to get support if you run into diff

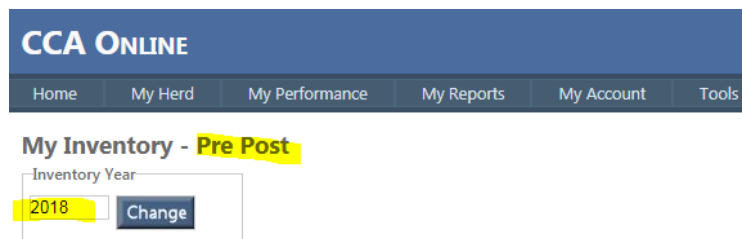
PDF Info
PDF Reports What Are They?
Find out what PDF Documents are, How to use them and how they can be of benefit to you.

New
What's New!!
Find out what changes have recently been made system.

Get Reader
Get Acrobat Reader
If you cannot view the reports then you need Adobe Acrobat Reader.



A complete list of your females will populate. Be sure that the **INVENTORY YEAR** is the correct year for entry. Before you **POST INVENTORY**, it will be displayed as **PRE POST**.



CCA ONLINE

Home My Herd My Performance My Reports My Account Tools

My Inventory - Pre Post

Inventory Year
2018

Review all your females. For any females that you need to place on **HOLD** (you don't expect to register progeny for the inventory year) or need to change the **Breeding SEASON**, click on the blue hyperlink **EDIT**

My Inventory - Pre Post

Inventory Year
2018

Quick Search

(Regnum or ID)

Animals

Herd	Regnum	ID	Name	Birth Date	CCIA #	Bcode	Season	Hold		
84123	FC708486	JHR 25D	JHR BLANCHE 25D	1/7/2016			S	Y	<input type="button" value="View"/>	<input type="button" value="Edit"/>
84123	FC708484	JHR 2C	JHR GLORY 2C	10/1/2015			F		<input type="button" value="View"/>	<input type="button" value="Edit"/>

To change the **SEASON** pick from the dropdown menu. To place on **HOLD**, click on the **WHE HOLD For Year** box (there needs to be a checkmark for held females).

CCA ONLINE

Home My Herd My Performance My Reports

Animal Inventory Edit\Disposal

Animal

Animal #: FC708486 JHR 25D JHR BLANCHE 25D

Enrol\Disposal

Prev Breeding Code(Last Year):

Breeding Code(This Year):

CCIA #:

Disposal Code:

Disposal Date:

Season:
S-Spring

WHE Hold For Year

After any changes, you **MUST** then click on **SAVE**.

Female Breeding

Sire	AN	From	To
------	----	------	----

Sire:

SVC:

From:

To:

Held females will have a **Y** in the **HOLD column** on the inventory list. **S** or **F** will be displayed in the **SEASON column**. **Enrolled females will have a BLANK in the HOLD column.**

My Inventory - Pre Post

Inventory Year
2018

Quick Search

(Regnum or ID)

Animals

Herd	Regnum	ID	Name	Birth Date	CCIA #	Bcode	Season	Hold		
84123	FC708486	JHR 25D	JHR BLANCHE 25D	1/7/2016			S	Y	View	Edit
84123	FC708484	JHR 2C	JHR GLORY 2C	10/1/2015			F		View	Edit

When all changes have been done, **ONLY** then click on **POST INVENTORY**.

First update your disposals, Calving Season and WHE Hold status. (Click Edit)
Once complete you must Click the post button to submit your inventory to the office.
You **MUST** submit your inventory prior to the WHE deadline to avoid incurring late fees.